

The Schuitema Collection

A GALLERY OF PANELS
WITH SLIDE RULES AND DISCS

IJzebrand Schuitema

Otto E. van Poelje

ISBN/EAN: 978-90-805701-9-1
Nederlandse Kring van Verzamelaars
van Rekenlinialen (NKVR)
Kring Historische Rekeninstrumenten

©2009 IJ. Schuitema & O.E. van Poelje

All rights reserved.

Reprints, photographs or any other form
of reproduction, microfilm storage and
translations of the text and illustrations,
in parts or in whole, is expressly prohibited.

Author: ir. IJ. Schuitema

Editor: ir. O.E. van Poelje

ovpoelje@rekenlinialen.org

Print: lulu.com

A COLLECTION IN PICTURES

≈ 20

> 2000

< 200

A picture gallery showing the results of some 20 years of collecting slide rules and discs to more than 2000 objects affixed to almost 200 panels

AIM AND ACCOUNT

This book is a picture gallery aiming to give an image of my collection of slide rules and discs raised in a collecting period of about 20 years. The number of different objects in my total collection, including cylinders, watches, drums, instruction models, etc. is about 2700, of which more than 2000 are the flat ones: slide rules and discs. Most of these have been affixed to some 200 panels, size 60 x 120 cm. Reason to do it this way was to create a simple method to exhibit the collection during the many years I showed these on fairs, in museums and at collector's meetings.

I started collecting in the 1980's. In those days there were hardly slide rule collectors. As a consequence I had much success finding these objects. Flea markets, collector fairs, office equipment shops, and also former manufacturers were the places where I found my acquisitions, and not only in the Netherlands, but also in many other European countries.

To come in contact with other slide rule collectors I have published many articles in all kinds of magazines and have organized exhibitions during some 20 years on fairs, in a few museums and at international meetings of slide rule collectors. These exhibitions were composed of these panels. The objects were thematically divided over the panels. Themes for example were: applications, firms, scale designs, shapes and many more. The number of themes in my series of panels is about 50. When I acquired an interesting or rare object, I often tried to find a second or even a third one to be able to show that particular object in more than one theme, or to show both front and reverse side, without needing to shift these from one panel to another for a special exhibition.

To create the possibility to use my collection for scientific and historical research I have sought a museum as permanent accommodation for storage and exhibition. It was my intention that this museum creates a permanent exhibition of changing themes. In 2008, the German museum of historic calculating instruments "Arithmeum", in Bonn, has agreed to accept the donation of my collection.

We know that museums have their own policy in the way of showing objects and in describing exhibited themes. In view of the fact that exhibiting these panels during the past decades has had an important influence on getting in contact with and stimulating other collectors of slide rules, it is my conviction that it is desirable that my "exhibition image" will be recorded in the shape of a picture book, so that it will be saved as a "historical image". I want to thank my good friend Otto van Poelje for spending his time and energy in laying out, editing and producing this book.

This book shows on each of the right hand pages a photograph of one panel, and on the corresponding left hand page a short point-by-point description of the objects affixed to that panel. This description gives compact information (if known) on manufacturer, type and code number for each object, and its application. A few times the explanatory text on the left hand page refers to one of my two books. These books are:

- 1) Calculating on slide rule and disc. 2x3 approximately 6. Portrait of an era (2000).
- 2) The slide rule, technical cultural heritage (2001).

When I refer to these books I use the abbreviations: "2x3=6" and "TCH".

A detailed index for linking a slide rule's manufacturer name and type code to the panel number and position for locating that slide rule, can be found online at the website of the Dutch Circle for Historical Calculating Instruments: www.rekenlinialen.org under the section "publications", in the announcement of this book.

Left hand pages also show some of my detailed pictures, or images from the Slide Rule Catalogue, made by Herman van Herwijnen. The reader of this book may want to study in more detail the objects affixed to the panels by looking in Herman's catalogue. This illustrated catalogue too is available online at: www.rekenlinialen.org. A more flexible access can be found on: sliderules.lovett.com (under the section "Herman's Archive").

The photographs of the panels are in the theme-sequence as they are administered in my collection album. That sequence is given in the Survey on the next page, including the number of panels for each theme. The photographs do not allow reading in detail the scales or other printed texts, they only intend to show the interesting possibility of how a nice exhibition could be composed for a show. The number of panels having at such a show was very dependent on the available wall space or on the target I aimed for. The shows on the collectors fairs in the "Jaarbeurs" in Utrecht, the "Beursgebouw" in Eindhoven, in Gent, and on various international slide rule conferences (IM's), varied from 10 to 30 panels.

Having studied all these panels, one will understand that it was a difficult and emotional decision for me to take leave of this collection. It has given me so much pleasure all the years to study and show all of it and to discuss with collector friends about their history and use.

I am grateful to have found a new home for my collection at the Arithmeum, because it is my conviction that the slide rule earns a place on a list of "objects of scientific and cultural heritage". Perhaps that could be attained when the Arithmeum continues to promote the slide rule in this way.

Ir. IJzebrand Schuitema, Collector and Author – Odijk, December 2008

PRODUCTION

This book closely follows the four large handmade paper file albums that IJzebrand has maintained during his years of collecting. The transition of the "Schuitema Collection" to the Arithmeum is the perfect moment to take a snapshot of the collection, with emphasis on its structure. The quality of the panel pictures reflects the technology that was available to the amateur photographer in the 1990's, but the knowledgeable collector only needs the shape of a slide rule to recognize it. Pictures of individual slide rules, in more detail and higher resolution, are by now available on the internet in abundance. However, the theme structure and physical display of the Schuitema Collection are the focal point of this illustrated catalogue.

I have undertaken the efforts to produce this book, as a tribute to my friend IJzebrand who built this collection with passion and gave it the structure that will be revealed in the following pages.

Ir. Otto E. van Poelje, Editor and Producer – Hilversum, December 2008

SURVEY OF THEMES AND PANELS


(total: 55 themes on 188 panels)

THEME	PANELS	PANEL CODES	PAGE
1 - Particular specialties	14	1A - 1N	2
2 - Circular slide rules	15	2A - 2O	30
3 - Aviation	14	3A - 3N	60
4 - Artillery	15	4A - 4O	88
5 - IWA	12	5A - 5L	118
6 - ALRO	4	6A - 6D	142
7 - LOGOMAT	3	7A - 7C	150
8 - Electro	2	8A - 8B	156
9 - ARISTO	16	9A - 9P	160
10 - Aviation slide rules	1	10A	192
11 - 50cm Scale length	1	11A	194
12 - GILSON	1	12A	196
13 - GRAPHOPLEX	2	13A - 13B	198
14 - DIWA	2	14A - 14B	202
15 - UNIQUE + CLASSIC	1	15A	206
16 - PICKETT	3	16A - 16C	208
17 - THORNTON	1	17A	214
18 - CONCISE	1	18A	216
19 - TRÖGER	1	19A	218
20 - Reinforced concrete	1	20A	220
21 - LOGA	1	21A	222
22 - Spirit, Alcohol, Customs	1	22A	224
23 - BLUNDELL HARLING	15	23A - 23O	226
24 - Folded scales	3	24A - 24C	256
25 - Rietz System	1	25A	262
26 - FABER CASTELL, with addiator or calculator	1	26A	264
27 - Publicity	2	27A - 27B	266
28 - Darmstadt System	1	28A	270
29 - NESTLER	2	29A - 29B	272
30 - FABER CASTELL, Coding system	7	30A - 30G	276
31 - DENNERT & PAPE, Wooden bodies	1	31A	290
32 - HEMMI	3	32A - 32C	292
33 - Russian slide rules	1	33A	298
34 - KEUFFEL & ESSER	1	34A	300
35 - Cursors in all kinds of material and shape	1	35A	302
36 - Firms all over the world	3	36A - 36C	304
37 - No name	1	37A	310
38 - REISS, MEISSNER, VEB MANTISSA	1	38A	312
39 - Japan	1	39A	314
40 - FABER CASTELL, Special items	1	40A	316
41 - UTO	13	41A - E, 41J - P, 41T	318
42 - Aspects of collecting slide rules	1	42A	340
43 - Old, all wood	1	43A	342
44 - Overhead projection	1	44A	344
45 - Sea navigation	1	45A	346
46 - Slide charts	2	46A - 46B	348
47 - FABER CASTELL, miscellaneous	1	47A	352
48 - Plastic, common types	3	48A - 48C	354
49 - Plastic of all kind	1	49A	360
50 - Wooden body of all kind	2	50A - 50B	362
51 - Small size, miscellaneous	1	50B	364
52 - ARISTO, variants	2	52A - 52B	366
53 - NESTLER, variants	1	53A	370
54 - FABER CASTELL, variants	1	54A	372
55 - Children's slide rules	1	27B	268

MINI GALLERY




1A



1B



1C



1D




1E




1F




1G



1H




1I




1J



1K



1L



1M



1N




2A



2B



2C



2D



2E



2F



2G



2H



2I



2J




2K



2L



2M



2N



2O




3A



3B



3C



3D



3E



3F




3G



3H



3I



3J



3K




3L




3M




3N




4A




4B



4C



4D



4E